

# Go Fast Don't Suck Postal Match

Practiscore Instructions (PS)



## Get The File

To get the PractiScore file please visit [www.gofastdontsuck.net](http://www.gofastdontsuck.net) > Click “Postal Match” Tab > Fill out request form.

Once we receive the message we will forward the file to the email address given. From there you will need to log into your email using your master device and follow the instructions below.

Android users: The instructions begin on the next page.

iOS users: The instructions begin on page 11

# Android Instructions

## 1. Find the Email > Click on the attachment

**Go Fast Don't Suck**

[DETAILS](#)

To Me

📎 GoFastDontSuckPostalMatch\_DigiDuda (1).psc

4 KB

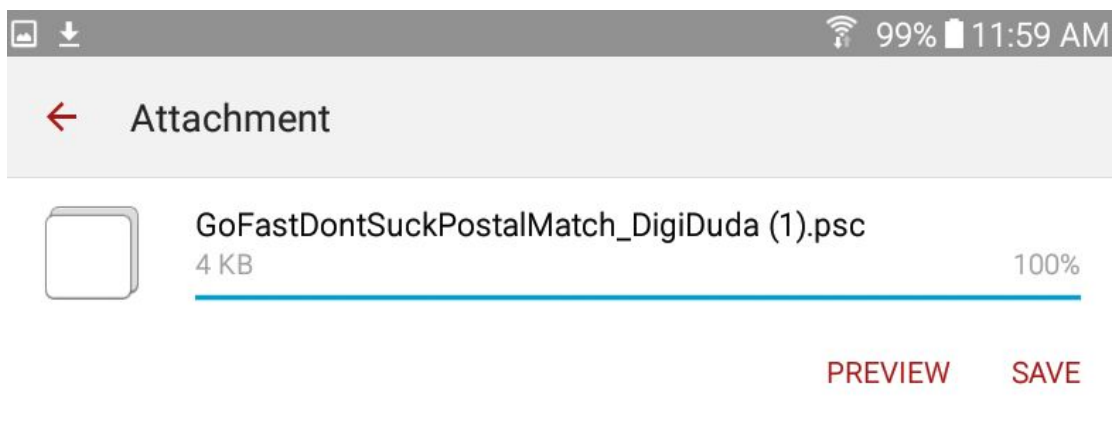
**GFDS Postal Match Download**

July 30, 2019 11:58 AM



Attached

## 2. Save the attachment to your device



GoFastDontSuckPostalMatch\_DigiDuda (1).psc saved in Device Storage/Download.

### 3. Open PS > Select “Import / Export”



### 4. Select “Import Match”



### 5. Locate the Downloaded File > Select it > Press “Select” at the bottom of the screen




---

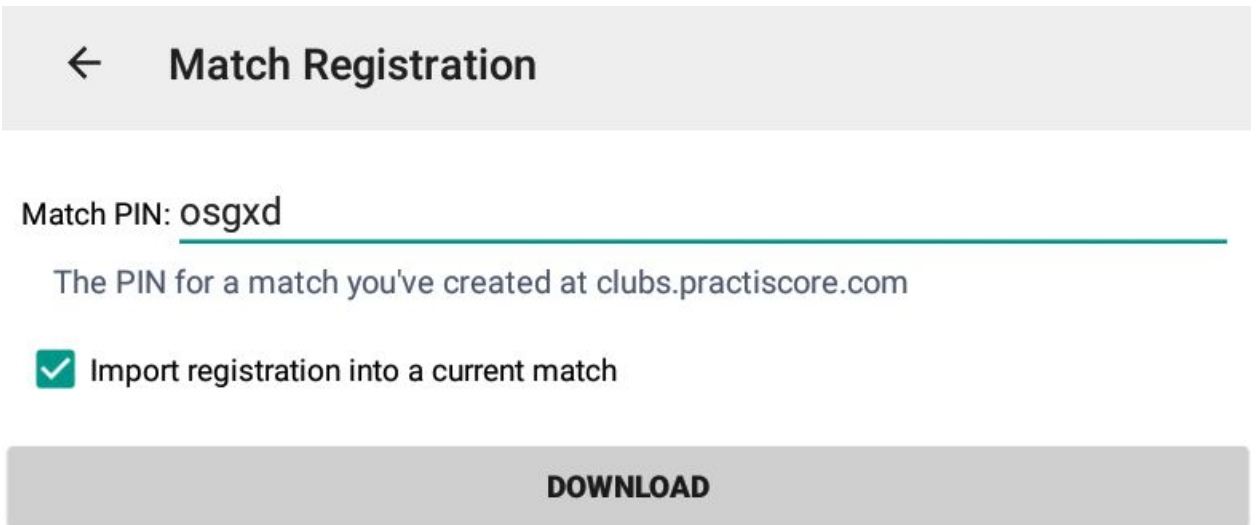
If you don't do online registration skip to step 9

---

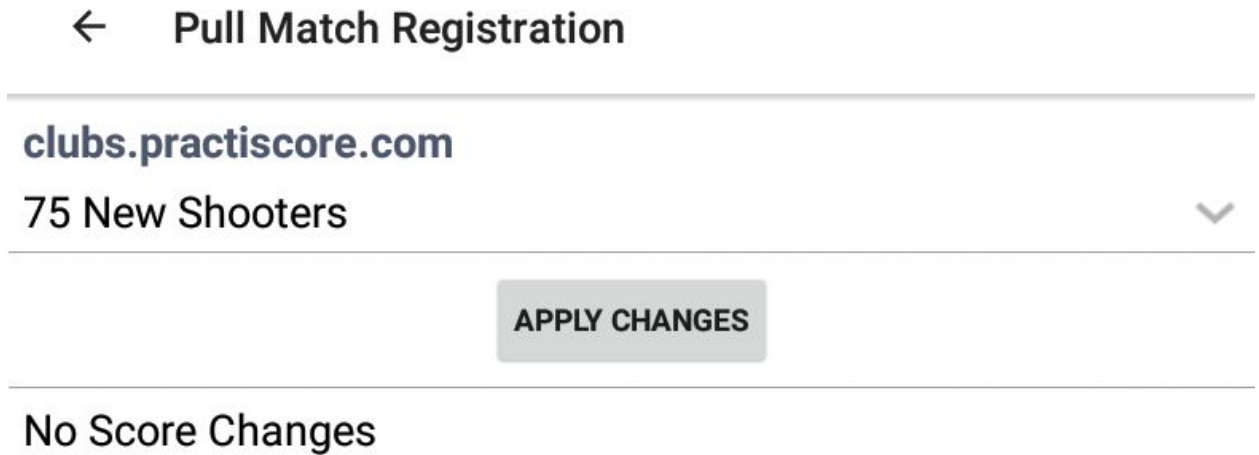
6. Go back to main PS screen > Select “Import / Export” > Select “Get Match Registration”



7. Locate your “Match Pin” > Input your match pin > Check the “Import registration into a current match” > Press “Download”



## 8. Press “Apply Changes”



## 9. Go to the main PS screen > Add whatever stages you need for your match (we will delete additional stages from our results)

---

**DO NOT CHANGE ANYTHING ABOUT THE STAGES ALREADY IN THE MATCH. IT WILL INVALIDATE YOUR ADDITION TO THE POSTAL MATCH RESULTS**

---


## 10. Complete the match

---

**THE FOLLOWING STEPS MUST BE COMPLETED FOLLOWING THE MATCH. FAILURE TO FOLLOW THESE STEPS WILL SHOW ITSELF BY YOU NEEDING A PASSWORD YOU DIDN'T SET.**

---

11. Immediately following the match sync all devices to your "Master" as normal. Review the scores for completion.
12. Go to the main PS screen > Press "Import / Export"



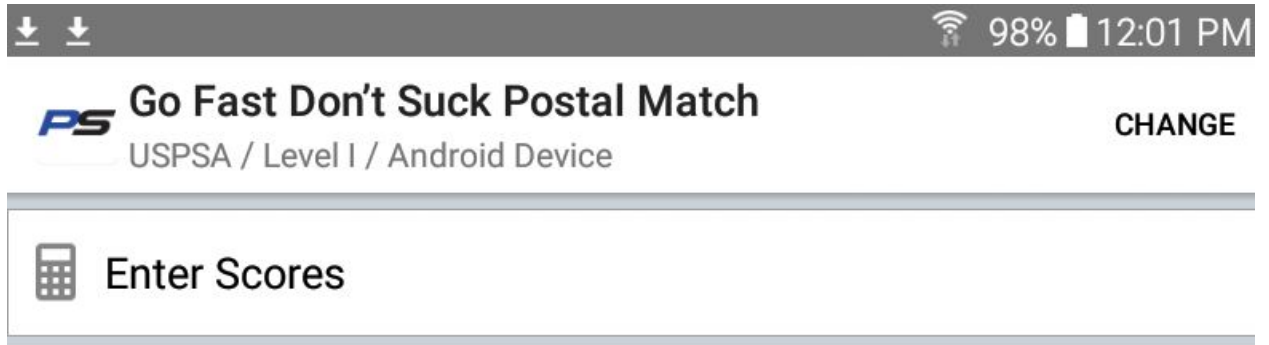
13. Select "Export Match"



14. Press "Share" > Select Your Email of choice > email the file to:

**GFDS.BillD@gmail.com**

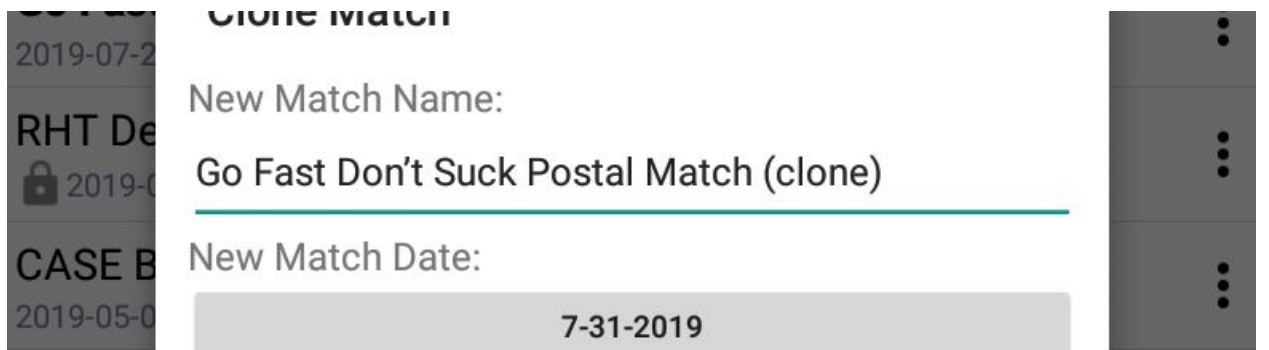
15. Go to the main PS screen > Press “Change”



16. Press the 3 dots to the right of your match > Press “Clone”

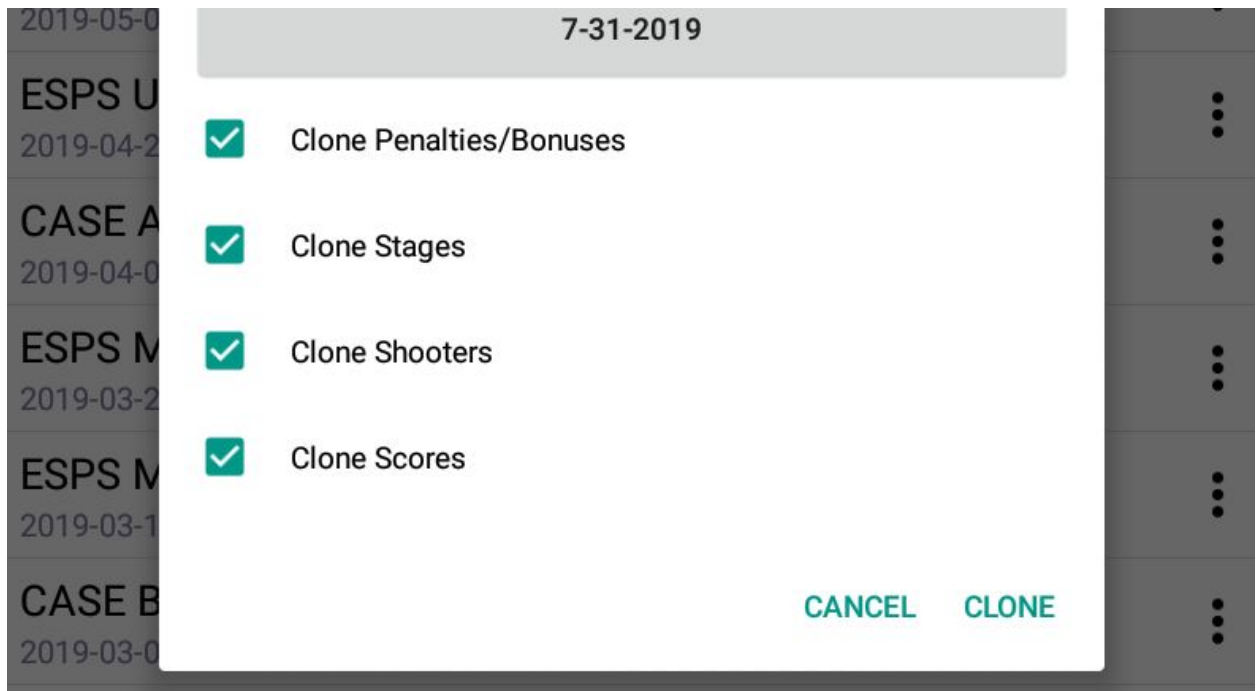


17. Change the match name to your typical match name

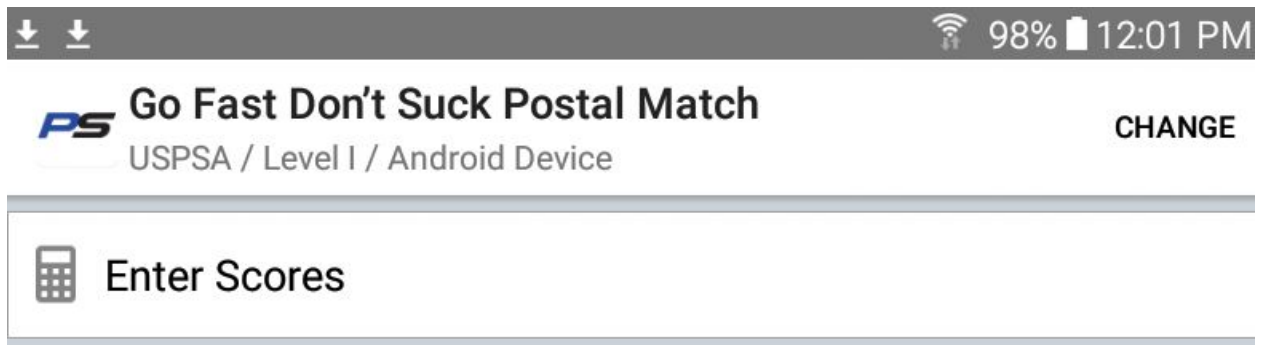




18. Make sure all check boxes are selected > Press “Clone”



19. Go back to the main PS screen > Press “Change” to edit match details



20. Please edit the following fields to your match information:

- a. "Name" (should already be changed from cloning)
- b. "Date"
- c. "Club Code"
- d. "Club Name"

← **Edit Match**  
Hit Factor / USPSA

Name: Go Fast Don't Suck Postal Match

Date: 7-27-2019

Match Level: LEVEL I

Subtype: uspsa

Max Team Results: 3

Secure Match

Track RO: NONE

Club Code: VA18

Club Name: Eastern Shore Practical Shooters

21. Select your version of the match and post the results for your local club as normal.

# iOS Instructions

1. Find the Email > Press the attachment

GFDS Postal Match Download



Inbox



Go Fast Don't Suck Jul 30



to me ▾

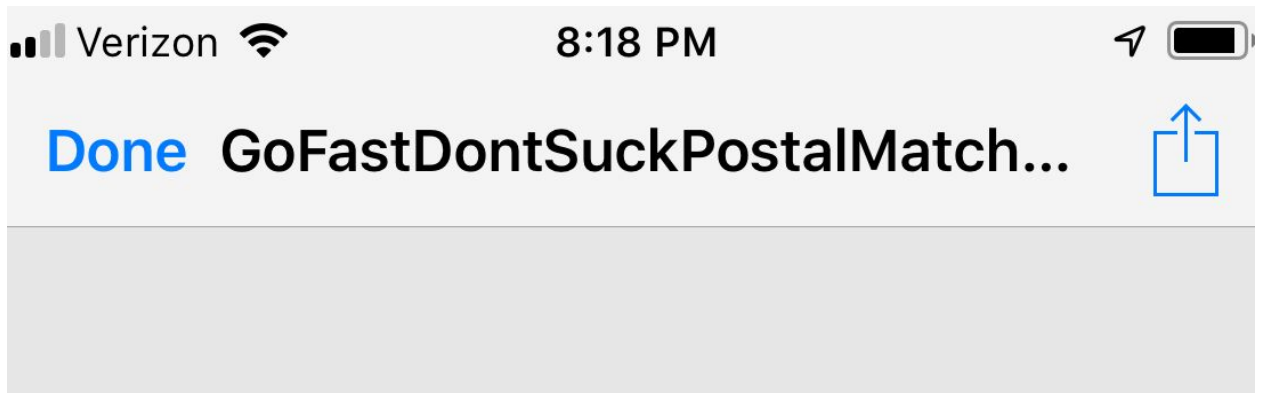
Attached

GoFastDontSuckPo  
stalMatch\_DigiDu...

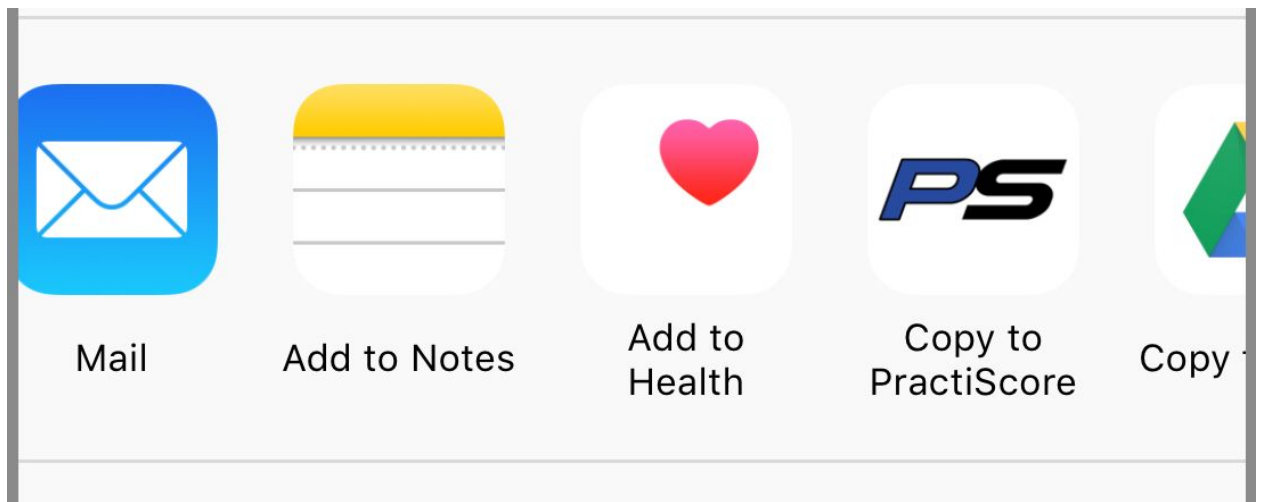


psc

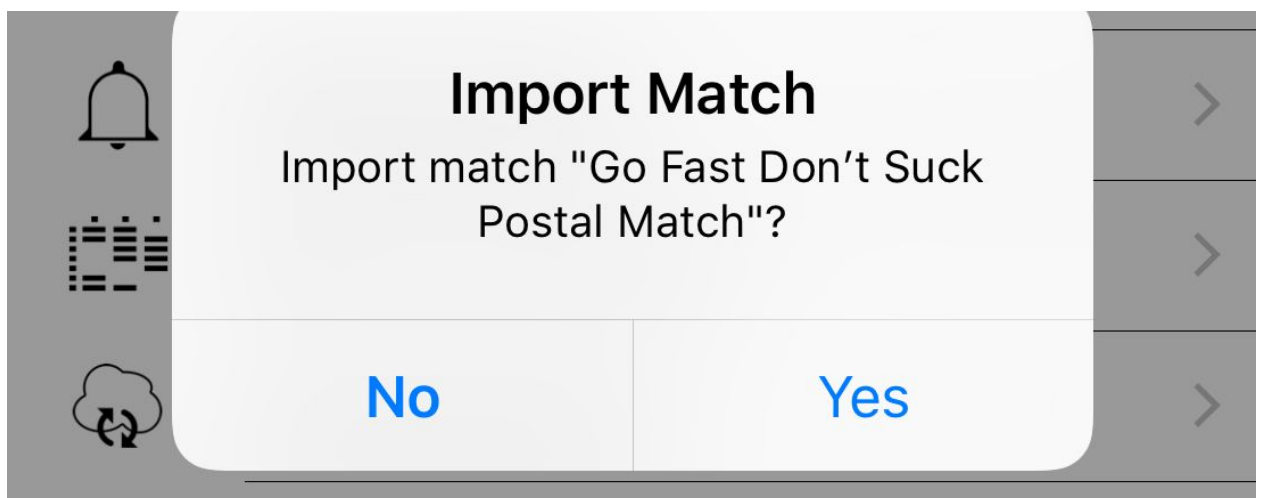
2. Press the icon in the top right corner



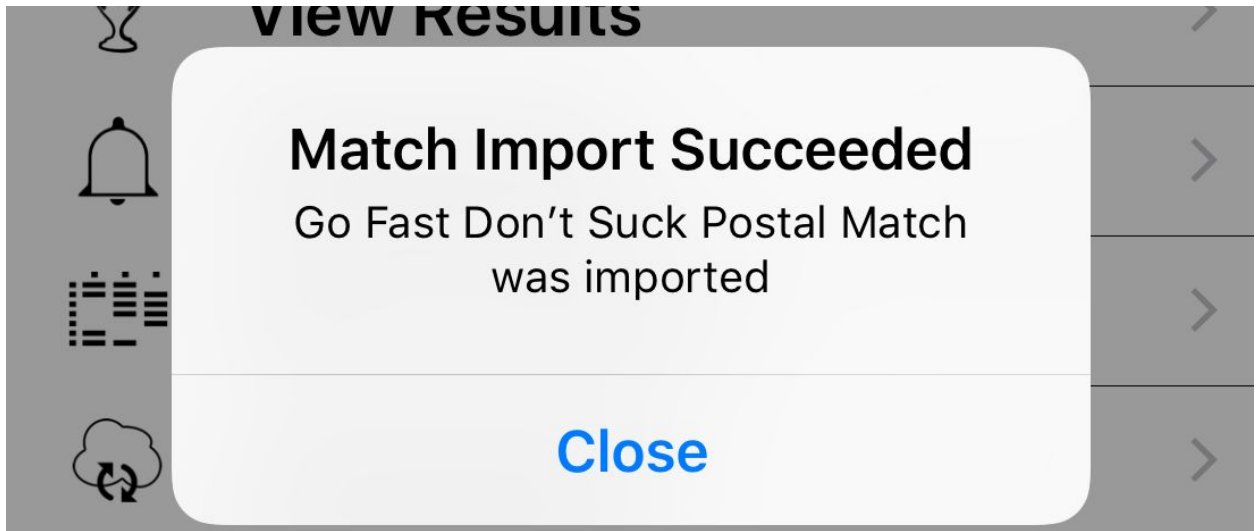
3. Scroll Over and press "Copy to PractiScore"



4. Press "Yes" to import the match



5. Press “Close”

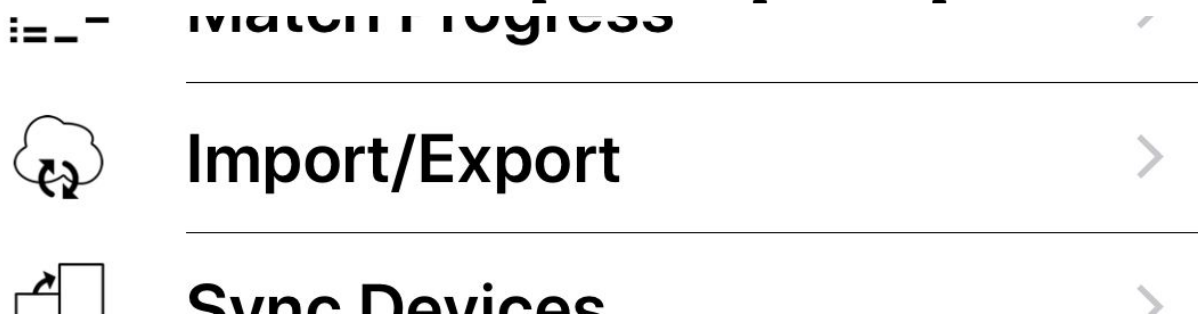


---

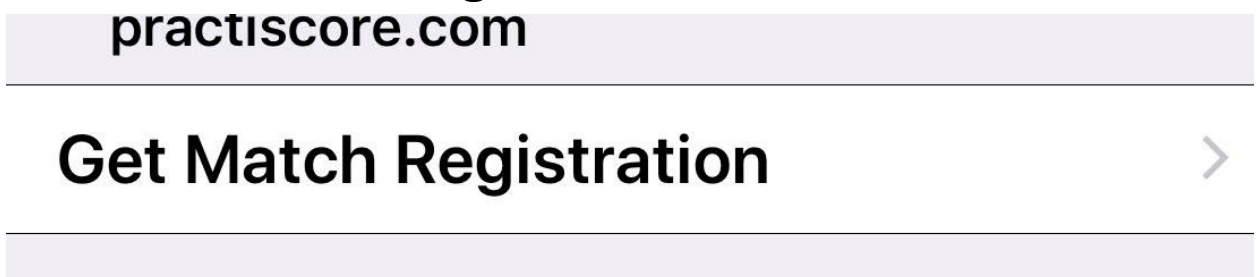
If you don't do online registration skip to step 10

---

6. From the main PS screen press “Import/Export”



7. Press “Get Match Registration”



8. Locate your match pin > Enter your match pin > check the “Sync the downloaded shooters with

the current match” option > press “Download”

← Sync Options

Match PIN:



Sync the downloaded shooters with the current match.

The Match PIN comes from your online match created on Practiscore.com.

**Download**

9. Press “Accept Changes” to import your registration

**Match: ESPS July USPSA**

**75 new shooters**



Accept Changes

10. Go to the main PS screen > Add whatever stages you need for your match (we will delete additional stages from our results)

---

**DO NOT CHANGE ANYTHING ABOUT THE STAGES ALREADY IN THE MATCH. IT WILL INVALIDATE YOUR ADDITION TO THE POSTAL MATCH RESULTS**

---

11. Complete the match

---

**THE FOLLOWING STEPS MUST BE COMPLETED FOLLOWING THE MATCH. FAILURE TO FOLLOW THESE STEPS WILL SHOW ITSELF BY YOU NEEDING A PASSWORD YOU DIDN'T SET.**

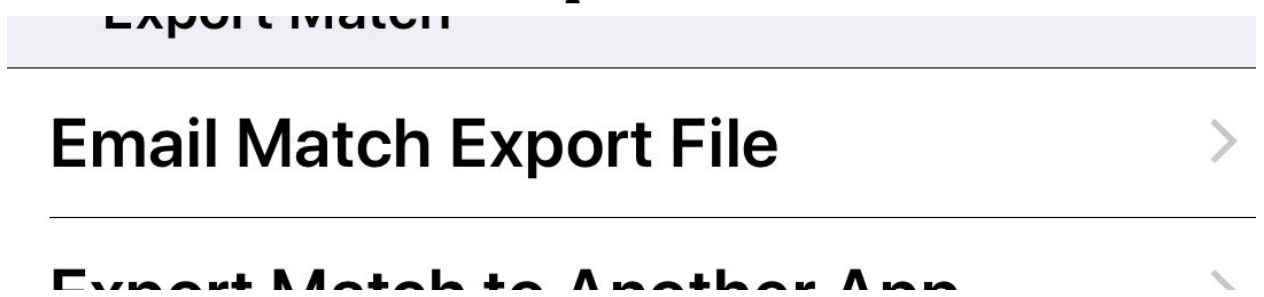
---

12. Immediately following the match sync all devices to your "Master" as normal. Review the scores for completion.

13. Go to the main PS screen and press “Import/Export”



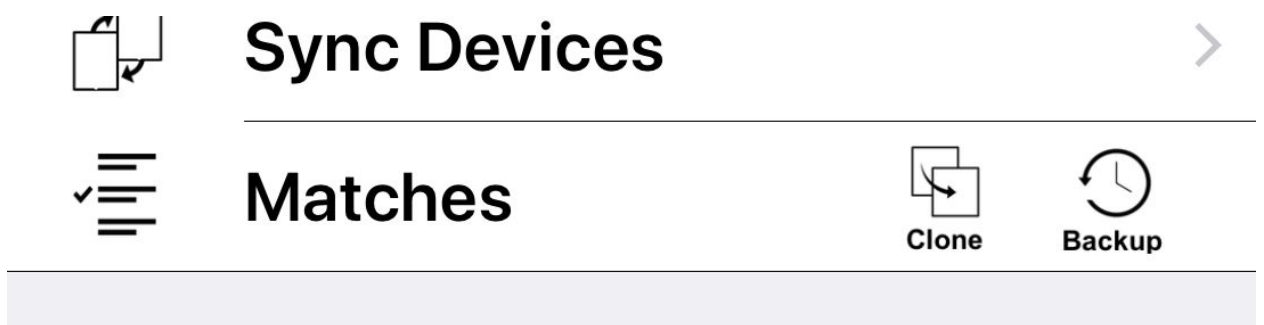
14. Press “Email Match Export File”



15. Email the file to:

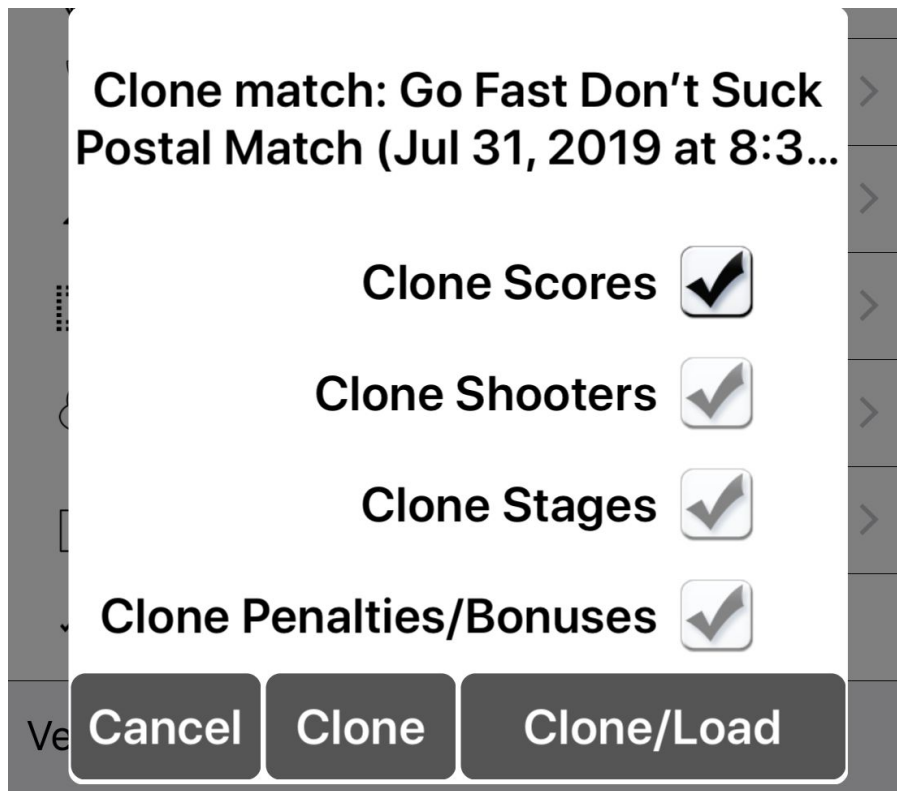
**GFDS.BillD@gmail.com**

16. Go to the main PS screen and press “Clone” next to “Matches”

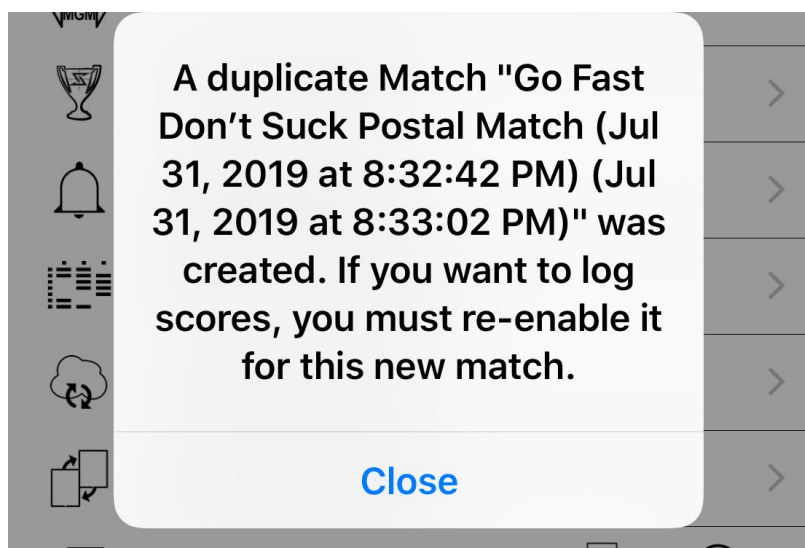




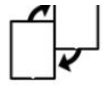
17. Select all checkboxes and press “Clone/Load”



18. Press “Close”



19. Press “Matches”



**Sync Devices**



**Matches**



Clone



Backup

20. Select the Cloned Match

A screenshot of a mobile application interface for selecting a match. At the top is a dark grey button labeled "New Match". Below it is a light grey section titled "Current match:". Underneath is a bright green card containing match details: "Go Fast Don't Suck Postal Match (Jul 31, 2019 at 8:32:42 PM) (Jul 31, 2019 at 8:33:02 PM) USPSA Affiliated", "Jul 27, 2019 at 5:42 AM", "Shooters: 75", and "Stages: 5". A right-pointing chevron arrow is on the right side of the green card. At the bottom is another light grey section titled "Choose a match:".

21. Please edit the following fields to your match information:

- a. "Name"
- b. PS User/Club if used
- c. "USPSA Name"
- d. "USPSA Code"
- e. "Date"

The screenshot shows a mobile application interface for editing match information. At the top, there is a header bar with a back arrow on the left and the text "Go Fast Don't Suck Postal Match". Below the header, there is a list of fields with their current values:

Name	Go Fast Don't Suc...
PS User	Tap Here to Log In
PS Club	No Club Set
USPSA Name	Eastern Shore Practical Shooters
USPSA Code	VA18
Date	Jul 27, 2019
Match Type	Hit Factor

22. Go back to the main PS screen and post the results like normal.